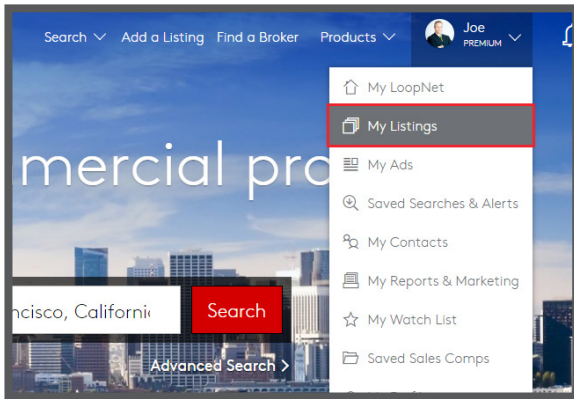


View Your Listing Activity Report

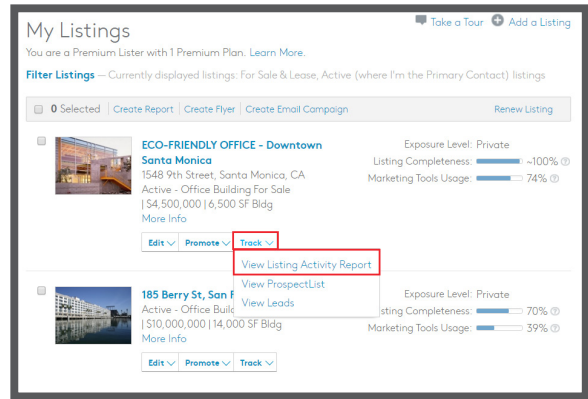


Measure Your Property Marketing Efforts on LoopNet.com

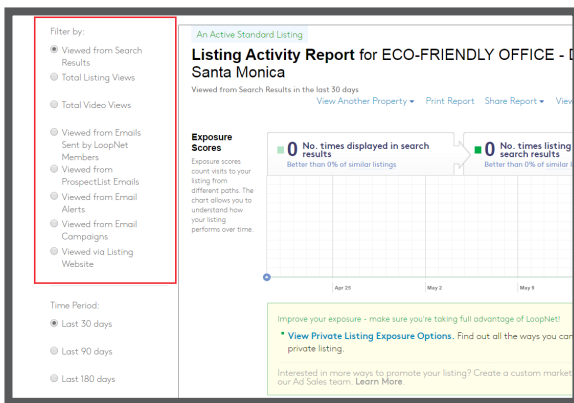
- 1 Log in to www.LoopNet.com. Click on your name and select **My Listings** from the drop down menu.



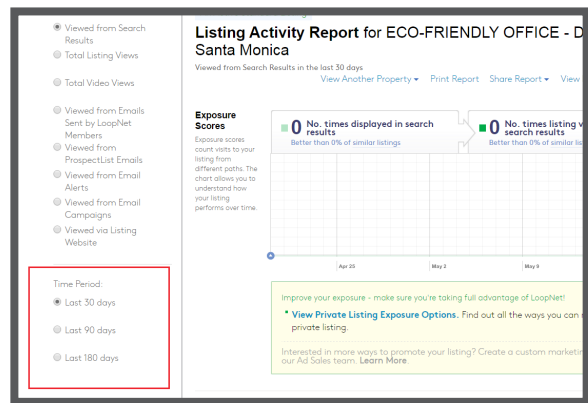
- 2 Choose the listing you want to track. Hover over **Track**. Click **View Listing Activity Report**.



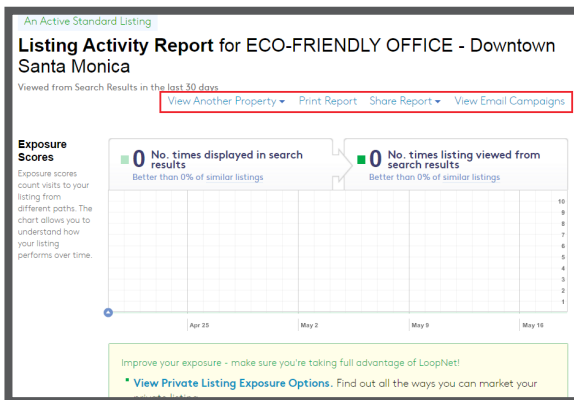
- 3 Filter by a variety of report options.



- 4 Choose the desired time period. The report will update automatically.



- 5 You can also **Print Report** or click **Share Report** to copy a link to it. See the same report for a different listing by clicking **View Another Property**.



TIP Use the **View Another Property** drop down at the top of the page to quickly access listing activity statistics for additional properties.

Start Now!

(Takes you to My Listings)