

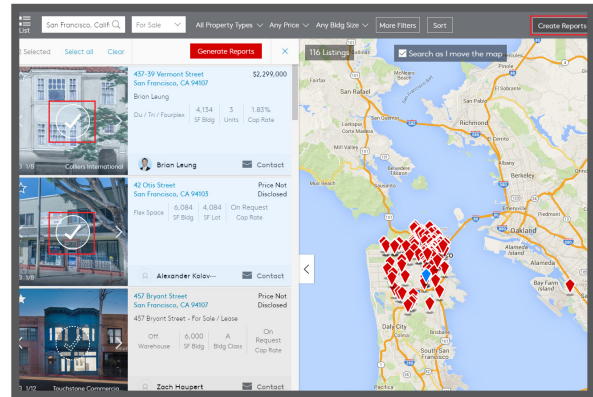
# Create and Share Property Reports Premium Searcher Benefit



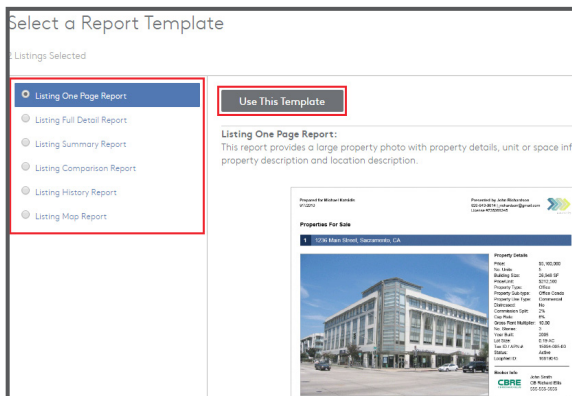
Customize and Email Professional Property Reports from Your Search Results

- 1 Log in to [www.LoopNet.com](http://www.LoopNet.com), and conduct a property search.

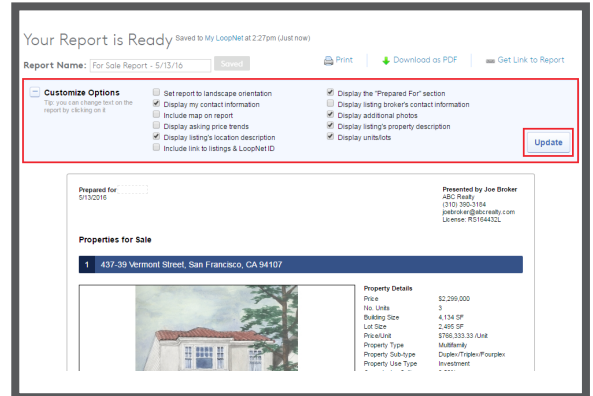
- 2 From the search results, click **Create Reports**. Click the properties you want to include in your report. Click **Generate Reports**.



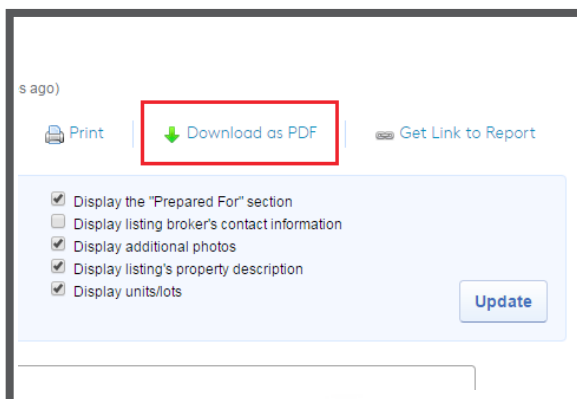
- 3 Select the template you would like to use, and click **Use this Template**.



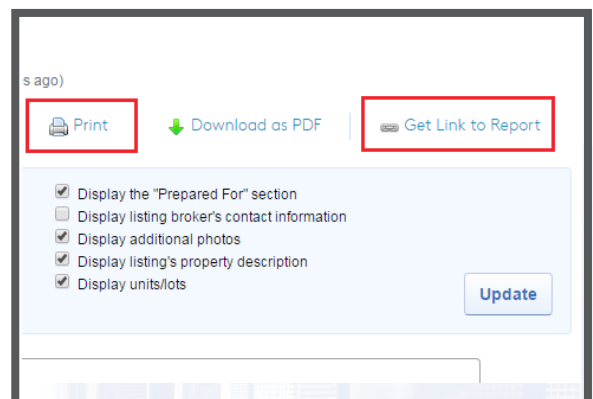
- 4 Use Customization Options to add to or remove content from your report. Click **Update**.



- 5 Click **Download as PDF** to save a PDF version of the customized report on your computer.



- 6 You can also **Print** or **Get Link to Report** to share it with your clients quickly and easily.



**Start Now!**

(Takes you to the Search page)



**TIP**

Create a report to share listings with your clients who are not LoopNet members.