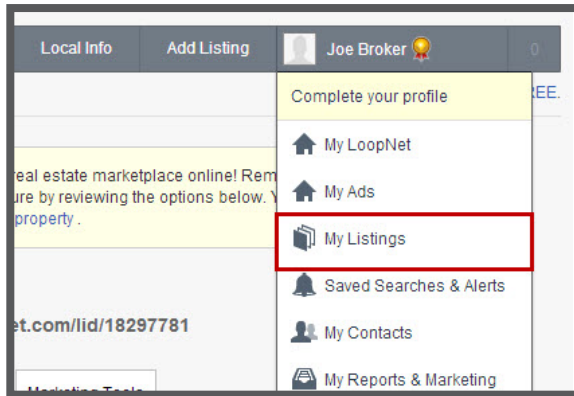


Swap Featured Listings Premium Lister Benefit

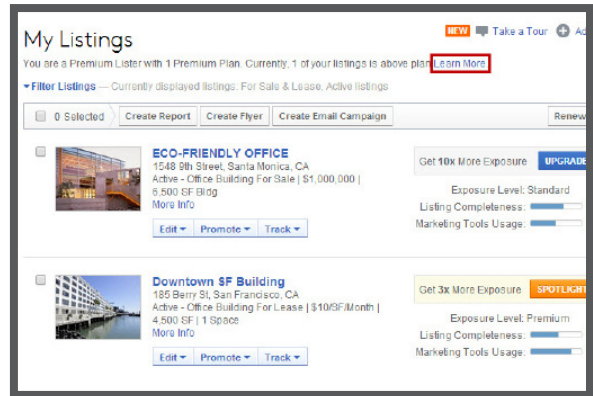


Control Which of Your Listings Receive Premium Exposure

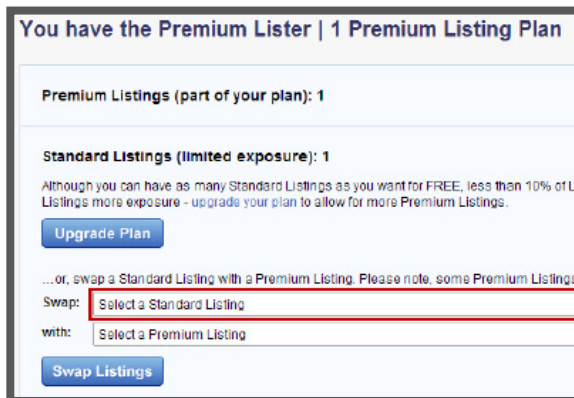
- 1 Log in to www.LoopNet.com. Hover over your name, and click **My Listings** from the drop down menu.



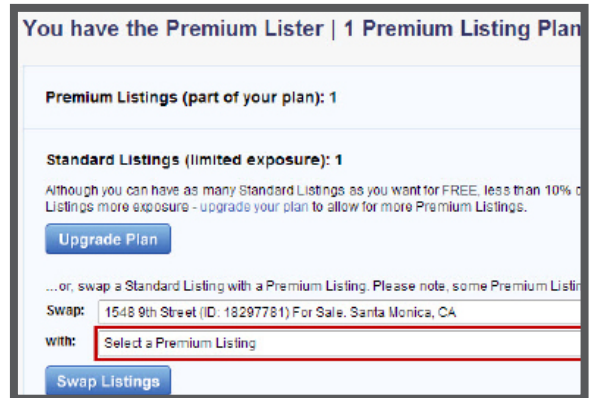
- 2 On the My Listings page, click **Learn More**.



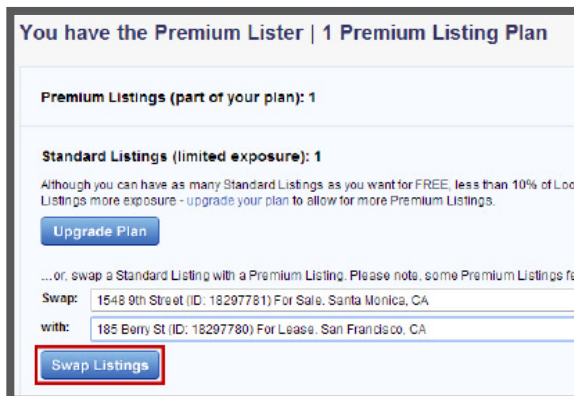
- 3 Select the Standard Listing you want to change to Featured from the first drop-down menu.



- 4 Select the Featured Listing you will change to Standard from the second drop-down menu.



- 5 Click **Swap Listings**.



Start Now!

(Takes you to My Listings)

TIP You can only swap a listing if you are the primary contact.