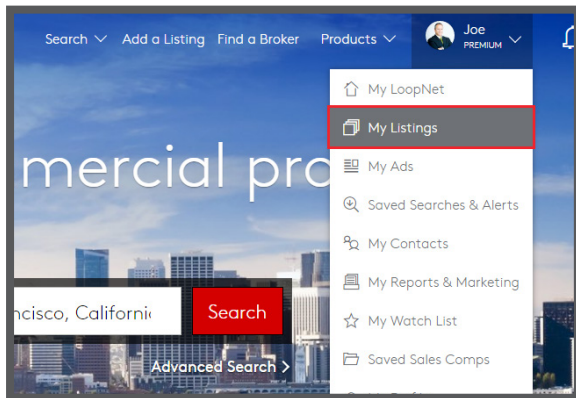


Generate a ProspectList Premium Lister Benefit

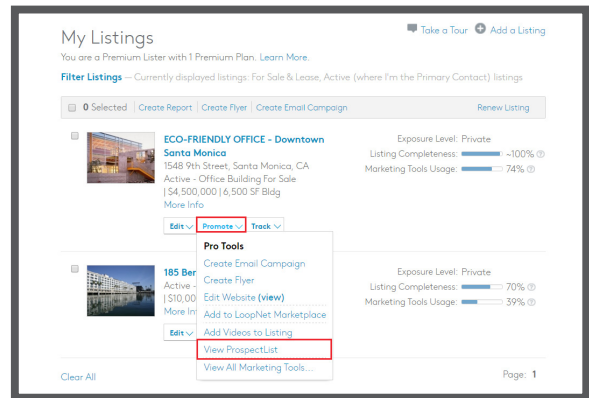


Email Prospects Who Have Been Matched to Your Property Based on their Searches

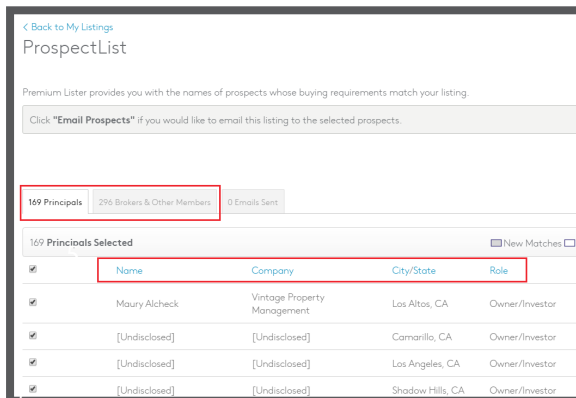
- 1 Log in to www.LoopNet.com. Click on your name, and select **My Listings** from the drop down menu.



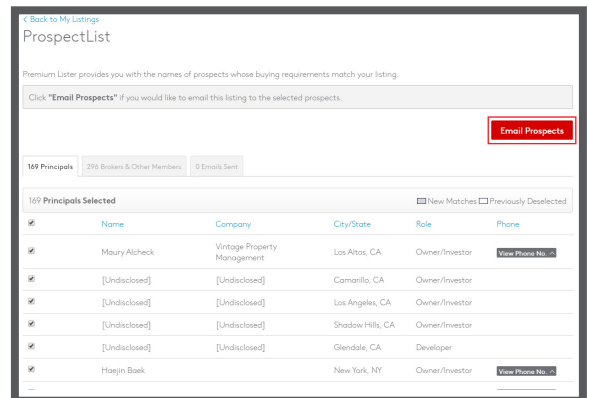
- 2 Hover over the **Promote** tab under the listing you want to view a list of prospects for. Click **View ProspectList**.



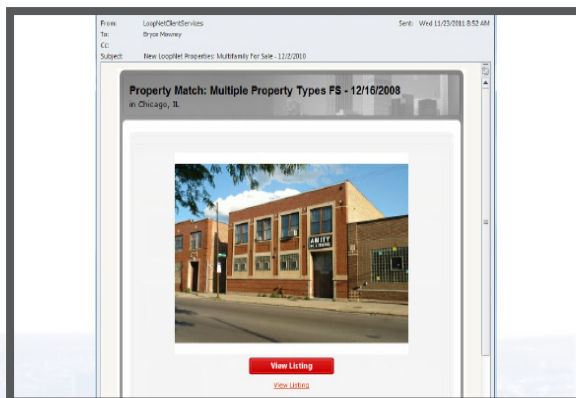
- 3 Access a qualified list of Principals, Brokers & Other Members who have been matched to your listing by selecting the appropriate tabs. Sort the list by name, company, city or role.



- 4 Select the prospects you want to contact, and click **Email Prospects** to immediately send them an email featuring your property.



- 5 The prospects you've selected will receive an email that looks like this:



Start Now!

(Takes you to My Listings)