


Search for Properties

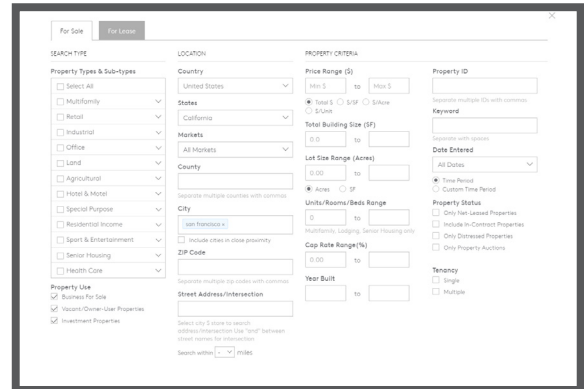


Utilize Professional Searching Tools to Easily Find the Right Property

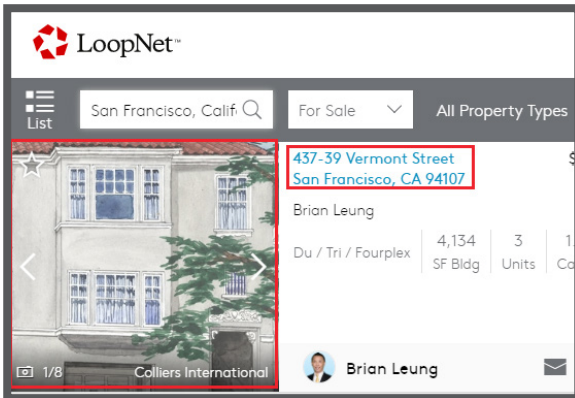
- 1 Log in to www.LoopNet.com, and click **For Sale** or **For Lease** then enter a location and click **Search** to search properties.



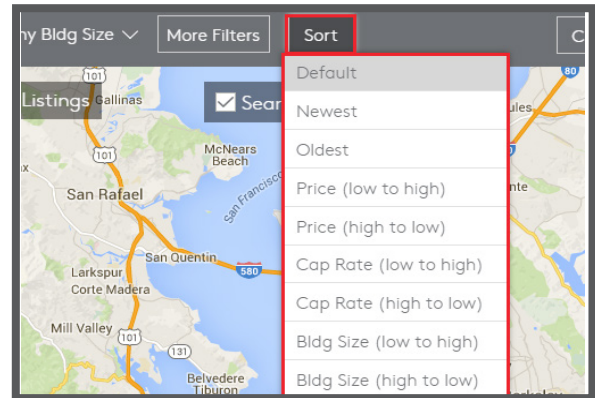
- 2 Click on **More Filters**. Enter search criteria and click **Search**.



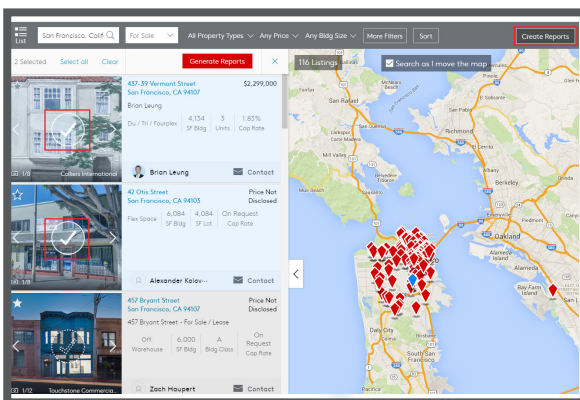
- 3 Click on a photo or property name for more information about each listing.



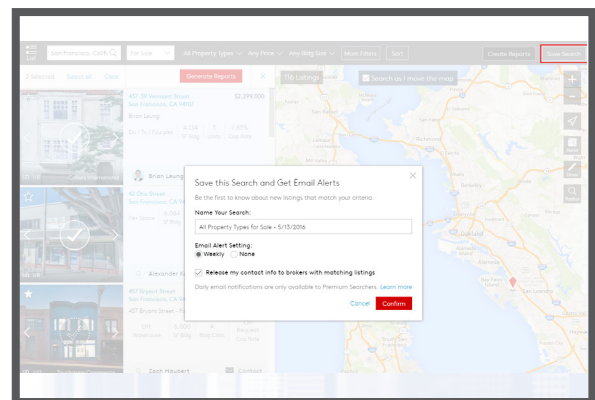
- 4 You can sort your results based on several criteria including price, cap rate and building size.



- 5 From the search results page, click **Create Report** to generate reports and turn them into a quick professional flyer with listing details.



- 6 Save this Search to Set Up Email Alerts when properties are added that match your criteria or **Watch Properties** to receive email alerts on changes to specific listings.



Start Now!

(Takes you to Search Properties)



TIP Access your saved searches by clicking Saved Searches & Alerts from the drop down menu under your name.